



# **User Manual for Medma MageMo Mobile Application**

Works on Magento 2.0 and above

# Medma MageMo Mobile Application

---



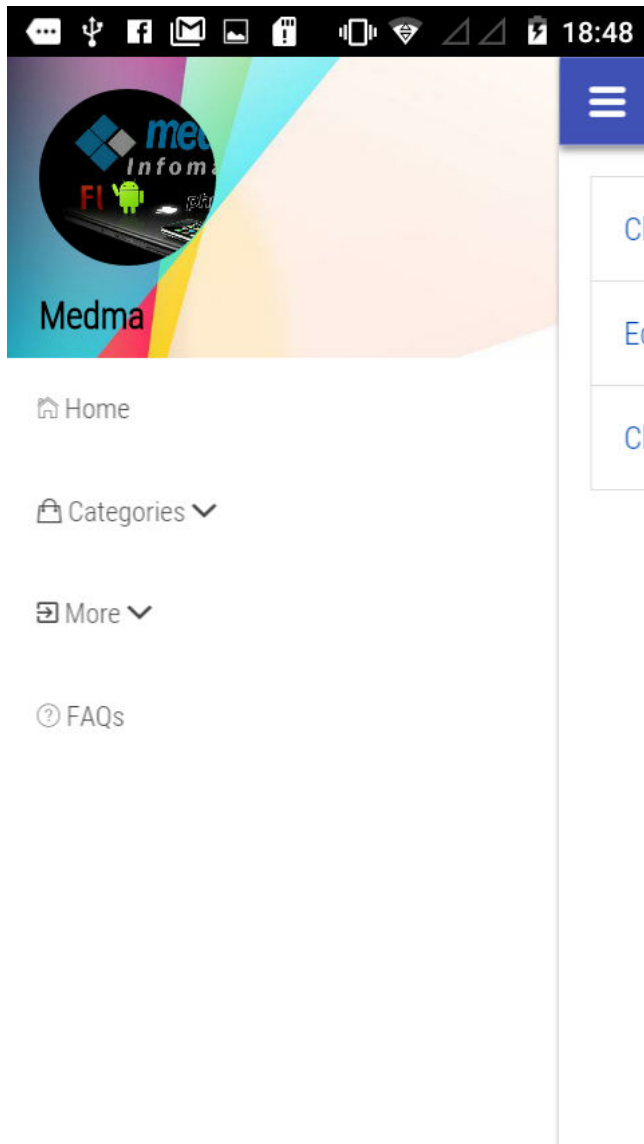
**MageMo Mobile Application** for Magento 2 will convert your Magento store into a Mobile Application. This Mobile Application helps you Login/Shop from your Mobile Devices when

you don't have your Desktops/laptops nearby you. Customer's / Buyers can easily visit your Magento store by using the Mobile Application from anywhere anytime. This MageMo Mobile Application will make your Mobile Journey smooth, which will result in increased revenue. MageMo provides a splendid user-friendly experience and enhances customer engagement over the Mobile platform. The MageMo Application is compatible with both the Mobile Apps (Android & Ios).

## **All Simple & Configurable Product type Supported.**

Categories and Sub Categories feature lets you display all the products of the store, with their assigned categories and subcategories. This feature of MageMo Mobile Application permits to display all the products of the store, with their assigned and associated **Sub-categories** and **Parent Category** in the mobile application too. That means, just like your Magento webstore, your

Mobile Application will also provide you the feature of assigning categories and sub-categories to your products.



All the Categories (Root Category with their Sub-Categories) and all the products (Simple & Configurable) of the store owner which are displayed on the store, will also be shown on the **MageMo Mobile App**.

## Static Splash Screen

**Static Splash Screen** for MageMo Mobile Application appears while the MageMo Mobile Application is launching. MageMo Static Splash screen showcase your app and Logo for a couple of second. A Splash Screen is an introduction page of the MageMo Application.

A Splash Screen may cover entire Mobile screen.

Splash Screens are typically used to notify the user that the program is in the process of loading. Since the Splash Screen is static, user cannot change the Splash Screen by their own.

## Payment Gateways

1 Shipping   2 Payment   3 Confirmation

How do you want to pay?

Cash On Delivery

Check / Money order

PayPal Express Checkout

TOTAL : 1635

Proceed to pay

It is the way through which the Customer decides to pay the seller for the goods and services purchased. A customer can choose a payment method based on the owner's list of preferred payment methods.

With our application, your store can host a wide range of secured payment Gateways. MageMo provides **PayPal, COD, Check or money order** payment gateways options for Customers to enhance their Shopping experience.

Several Authorized secured payment gateways in MageMo Mobile App allows easy payment structure to your customer. This section

will be shown at the time of checkout where the details for the chosen payment method needs to be entered.

## **Real-Time Synchronization**

One can now easily synchronize your shopping website and app in **real time**. Our Application will automatically update your **ios or Android** Application with the products you host on your online shopping store.

Any changes on the website to the Product Categories, Catalog updates, Order and Customer profiles are reflected onto your shopping app.

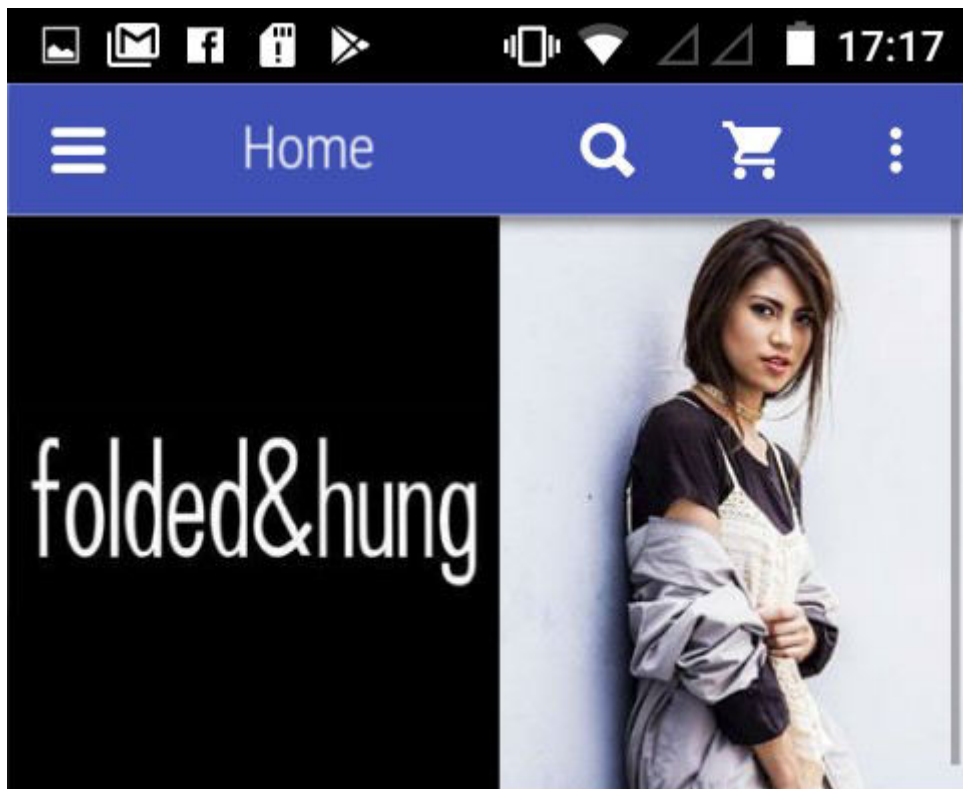
## **Coupon Codes**

**Attractive Coupon Codes** for Customers in your Mobile App lets them to grab the best deals within no time. Reward your Customers with in-built **Coupon Codes**. One can apply attractive app exclusive coupon codes to maximize revenue via your Shopping app.


Your Customer can redeem the **coupon codes** on your app to get the discounts on the product purchased. With MageMo Mobile Application, cheer your customers by offering them coupon codes to save extra bonus!

## **Custom Product Slider**

**Custom Product Sliders** at app homepage lets your Customers to be aware of all the exciting deals and on going offers. Product slider at home page with the latest offer and scheme lets your customers to be aware of all the exciting offers and deals with an urgency to purchase the product and gain revenue.



## Latest Products



### **Manage Theme Color**

The Theme of your Shopping App is the first point of appeal for your

customer. The more attractive theme of your App will be the more the duration of the traffic staying on your site. Change **MageMo App color** to match with your website theme or a special event anytime you want from your store.

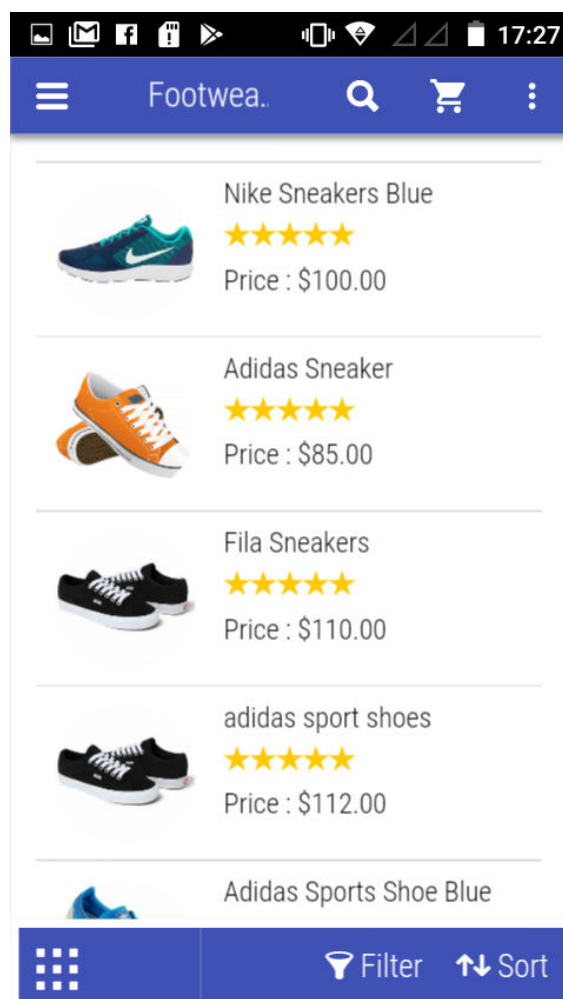
## Product Listing

MageMo will display the Details of the product, Status of the product, Quantity selected and option for : -

### - Grid View / List View :

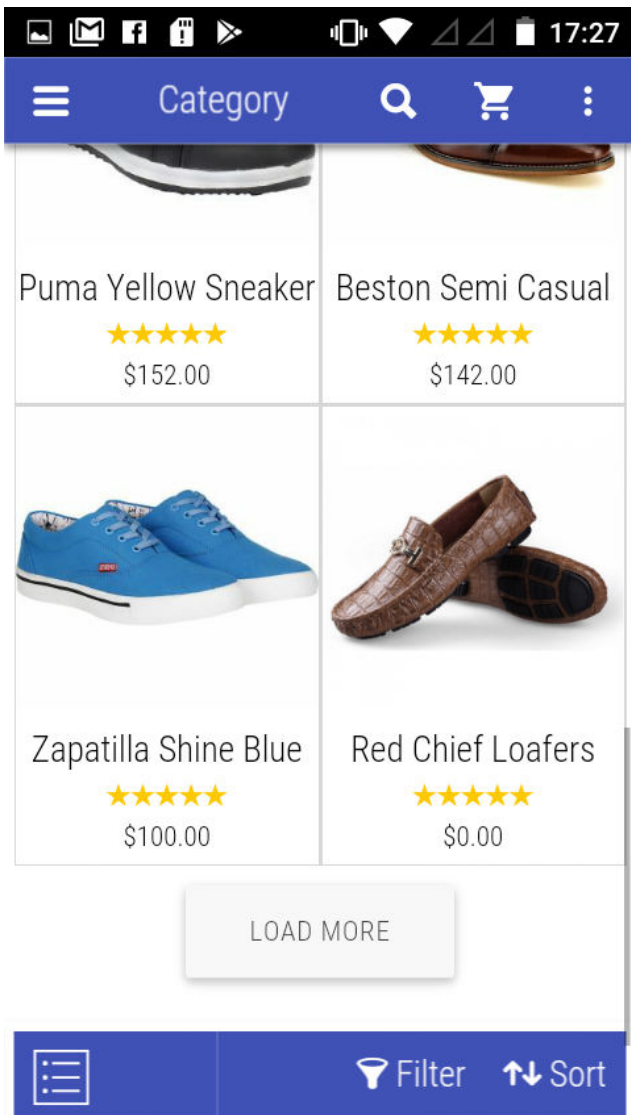
Customers can see the products in list view or grid view as per their wish and choice.

**1. List View :-** List view lists all the Products in a list format along with all the product details including price, ratings etc.



**2. Grid View :-**





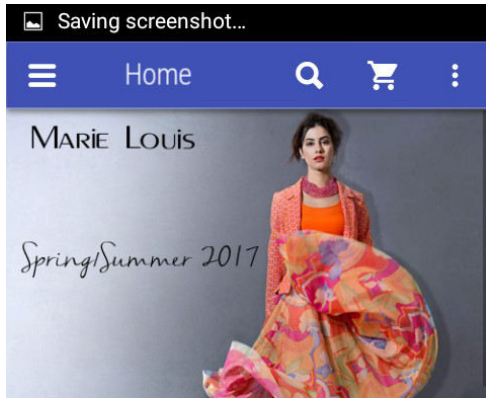
**Grid View** option lets the Customer to have multiple options to switch their screen resolutions and view the products accordingly.

Grid view lists the products in Grid format where Customers can view products in Blocks instead of list. Much more Bigger Images of products in Grid view as compared to list view.


- **Sort preference** : In this the Customer can see the product by its name, position, date and price.

- **Product Search** : Product search allows the customer to find products based on particular product search.

- **Latest Products** :



Latest Products



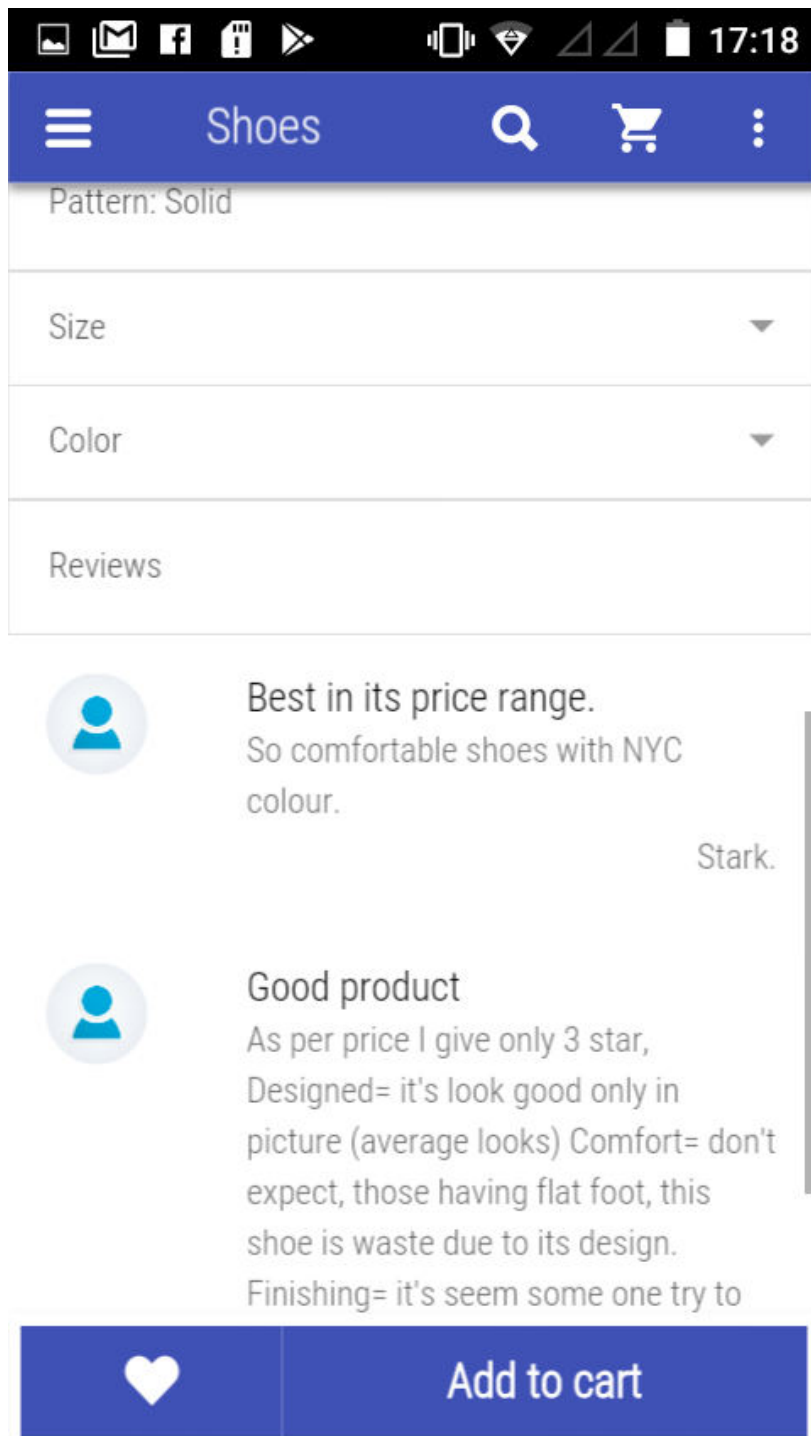
All the Latest products and deals will be displayed first at the Home page of your Magneto store on MageMo Application.

Latest and newly added products will be displayed at the first of the Home page. This will help the customers to easily get aware of all the trending deals and make the decision accordingly.

- **Price Filtering** : View products by applying price filter helps the customers to view products by filtering the price of the products.

## Product Reviews

**Product Review** feature by MageMo Mobile Application provides customer an easy way to compare the products based on product reviews. Product review for any product helps the customer to gain ideas against any product before purchase and frame the decision accordingly.



**Rate the App on Play Store**



A Special Option To **Rate The App**

**on Play Store** by MageMo Mobile Application helps the User to increase the demand of the product on playstore and generate revenue. This will not increase the Branding & Marketing of the Shopping store as well as of the App on the Playstore. Overall Increase in downloads and revenue for any shopping store. One can not only Launch the Application on **Google Play Store** but also on the **Apple Play Store**.



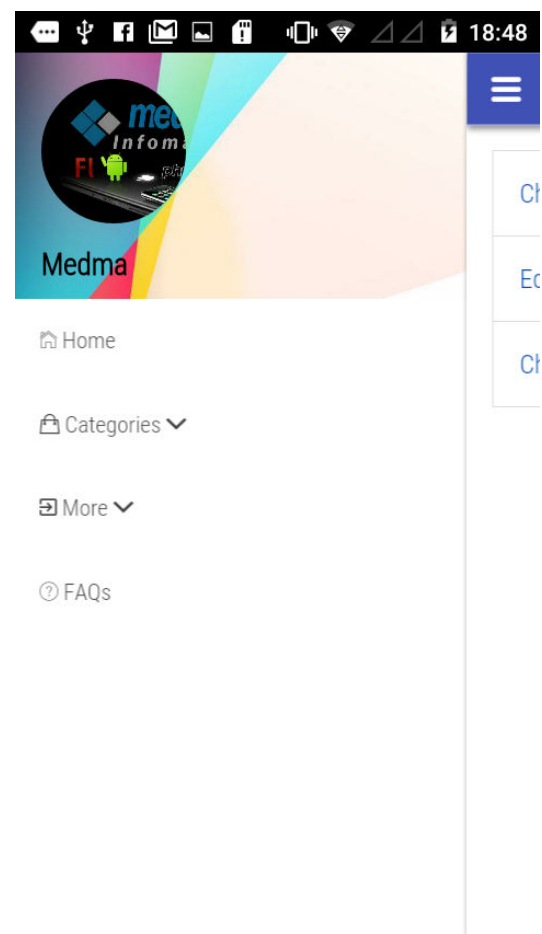
## My Account

All In one **Customer Account** Menu :-

- **Login**
- **Log out.**
- **Signup.**
- **My profile.**
- **My Orders.**
- **My Wishlist**

**Login** – In this menu a registered customer can enter their Email id and password for login and to do shopping.

**Logout** – In this the customer just have

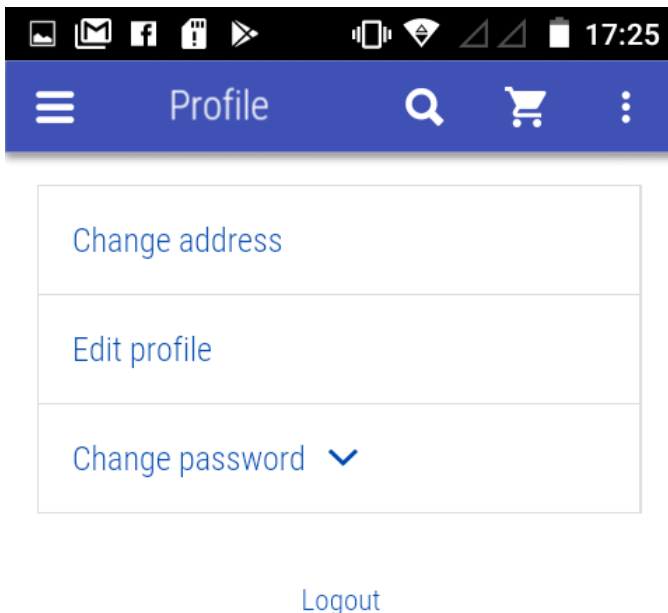


to click on logout and they will be redirected to the Login page.

**Sign up** – In this menu new customer can make their account, all the required fields have to be filled for signing up to the store.

**Guest login** – Guest Login for Customers helps them to explore the store without registering as a user.

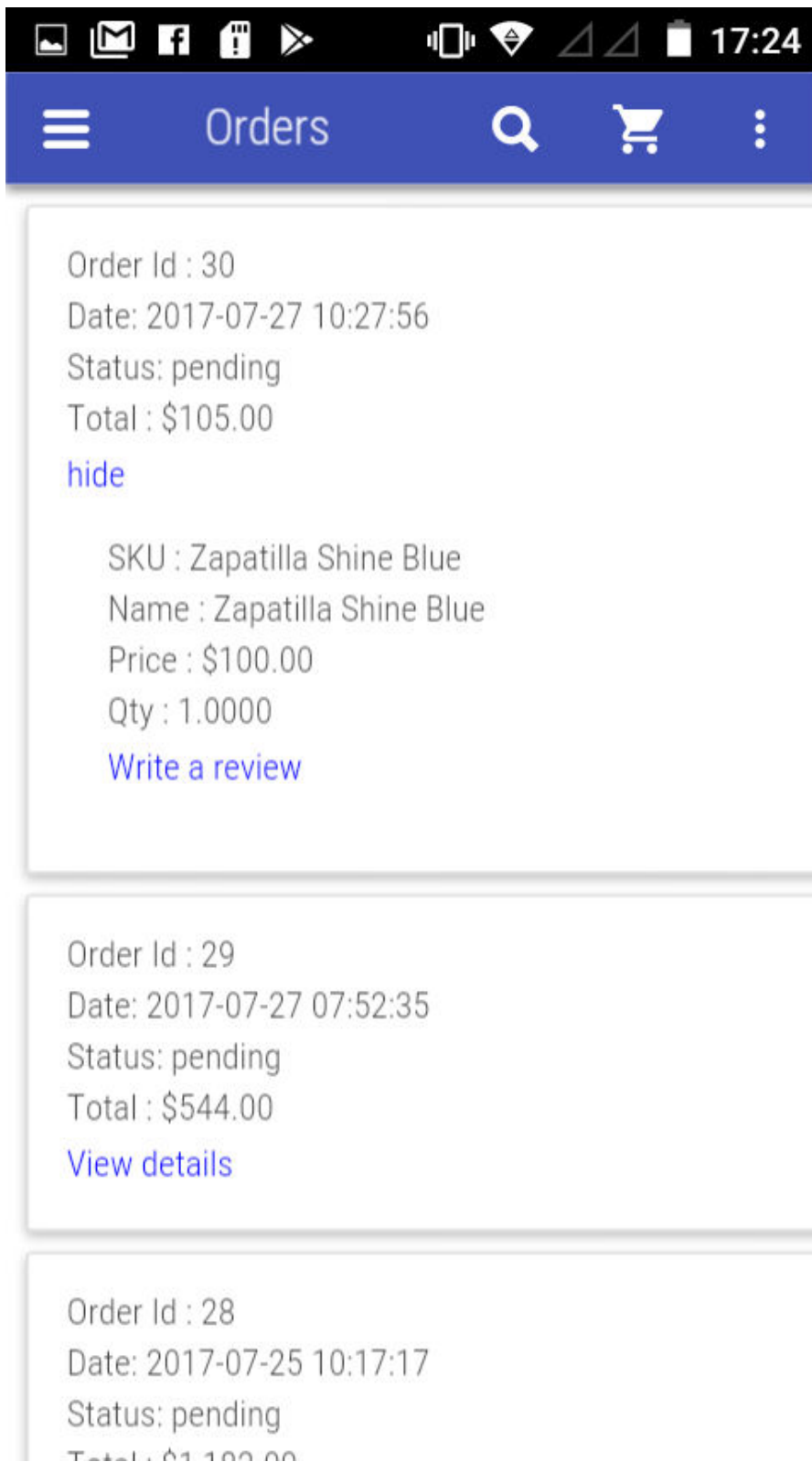
**My profile** –



Manage your profile details and data directly from the Mobile Application.

Change Address, Edit Profile & Change Passwords with all in one **My Profile** Option on your MazeMo Mobile Application.

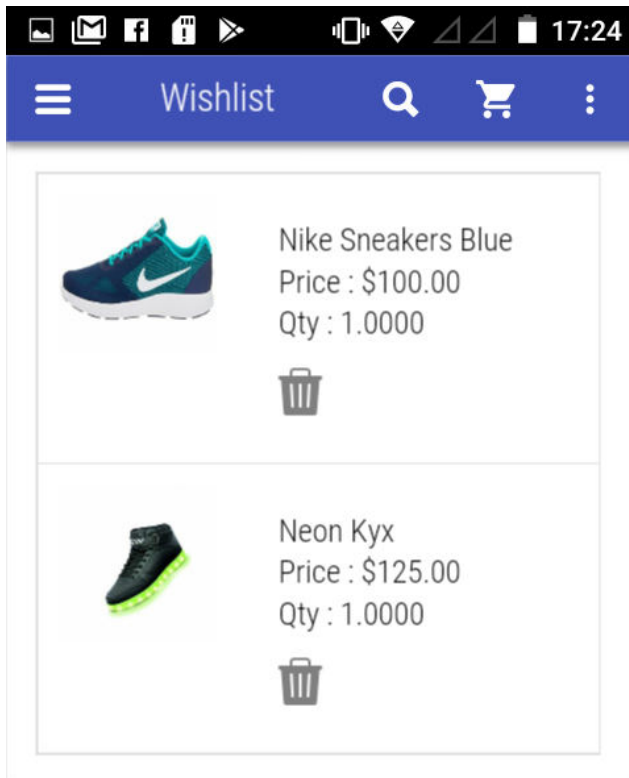
## My Orders –



My order lets the customer view its whole time order history altogether at one place.

Order Id along with Date of Order Placed, Status (pending, completed or replaced), Quantity as well as most Important Price will be listed at one place of your MageMo Mobile Application. Hence provides the Customer an ease of viewing its shopping experience a long way.

## My Wishlist -



MageMo provides you the **My Wishlist** feature. By this customers will be able to add their favourite products to a special list called Wishlist.

My Wishlist helps you save your desired products in a separate category which you may or may not purchase in future, but helps you keep them save for the future so as to make their purchase accordingly as per the needs and updations.

It lists Product along with all the Pricing and Brand details, required for one to make the decision.

## Account Settings

This features menu allows the customer to update the **Account Information** details by filling up the fields like :-


- Change Address
- Edit profile
- Change Password

**Change Address** – This settings allows the customer to change & update their addresses anytime.

**Edit Profile** – Edit profile settings allows user to modify and update their profile details.

Upload Profile Picture of your own choice for your MageMo Mobile Application.

Add & Update Name, Contact No, Date of Birth, & More details with one Edit Profile Option on MageMo Mobile Application.



medma  
Infomatix

FI Android PHP Magento

UPLOAD PIC

Medma

9898989898

23-07-1994

Male

Lucknow



Change address

Edit profile

Change password ^

Current password

New password

RESET

[Logout](#)

## Change Password -

This helps Customer to update their password and set new passwords according to their needs.

Also, the customer can easily change the current password and set new password for the application.

## FAQ

“**Frequently Asked Questions**” section helps the user to get the knowledgebase of how to operate the MageMo Mobile Application.

## Contact Us/About Us

Additional fields like **Contact Us** and **About Us** helps the Customer to Contact their Store Owner easily.

## Open source and highly customizable.



**MageMo Mobile Application** is an **Open Source Technology** and is a highly customizable application. One can easily customize the application and download its source code.

Customization Feature of MageMo Mobile App lets the users to enhance the application accordingly and make it more attractive and reasonable according to their need.

## Fully Native IOS / Android App Support



### **MageMo Mobile Application**

for Magento 2 will convert your Magento store into a Mobile Application. This MageMo Mobile Application will make your Mobile Journey smooth, which will result in increased revenue. MageMo provides a splendid user-friendly experience and enhances customer engagement over the Mobile platform.

The MageMo Application is compatible with both the **Mobile Apps (Android & ios)**.

You will get the both the Mobile Apps (**Android & iOS**) with the MageMo Mobile Application.

## **Supported Features :**

- \* Open source and **Highly Customizable**.
- \* MageMo is compatible with both the **Android & ios Devices**.

## **Installation :**

- Purchase and Download the package from “My Downloadable Products” page of your account at our Website.
- Unzip and zipped package.
- Create “Medma” directory in “app/code/” directory through ftp.
- Create “magemo” directory in “app/code/Medma/” directory through ftp.
- Copy all the files and folders from directory “medma-magemo” to server location “app/code/Medma/Magento”.
- Connect to your server through ssh and change to your Magento Installation Root.

## **Contact Us:**

For any technical support, please click button to create ticket

**[Open Ticket](#)**

Give us your valuable feedback to improve this extension, we will

surely consider your feedback in the next release version of this Application.

---

*Thank you!*

*Do you need Extension Support? Please create support ticket for quick reply,  
<https://medma.freshdesk.com/support/home>*

*Do you need Extra details about some other extensions?  
Visit our site URL : [magento-development.medma.net](http://magento-development.medma.net)*

*Medma Infomatix Pvt. Ltd.  
Website URL : [www.medma.net](http://www.medma.net),  
Store URL : [magento-development.medma.net](http://magento-development.medma.net)*

---