



**User Manual for Copy/delete  
Custom Options**

## **Copy/Delete Custom Options on Multiple Products**

A very useful extension that allows the admin to copy or delete custom options from products in the store. Whenever you want to add some custom options to multiple products, you don't need to edit each of them separately, just modify one and then copy the custom options to all of the products at once. You just need to navigate to the product, select the custom option of a product for which you want to copy and then select the products to which you want to paste the custom options. This extension provides convenience to the admin to copy the custom options to many products with just one click.

Users can search for any product via a search box. This extension also allows deleting custom options from multiple products in just one click. The admin only needs to select the products he wants to delete and then click the delete button.

### **Step 1: Installation**

The only thing that is needed is to install this Plugin and you are ready to go. For Installing extension Copy/delete Custom Options on Multiple Products step by step, you need to :

- Purchase and download the extension zip file from "My Downloadable Products" page of your account at our website.
- Login to your website as admin and navigate to "System -> Magento Connect -> Magento Connect Manager".
- Choose the downloaded extension zip file and click on "Upload" button, under "Direct package file upload" section.
- After completion of installation logout and login again as admin.
- Follow The provided instructions.
- That's it !!

Now once you have completed the Installation process, a success message will display on your screen that would indicate that you have successfully completed the Installation Process.

## **Step 2: Admin Account Login**

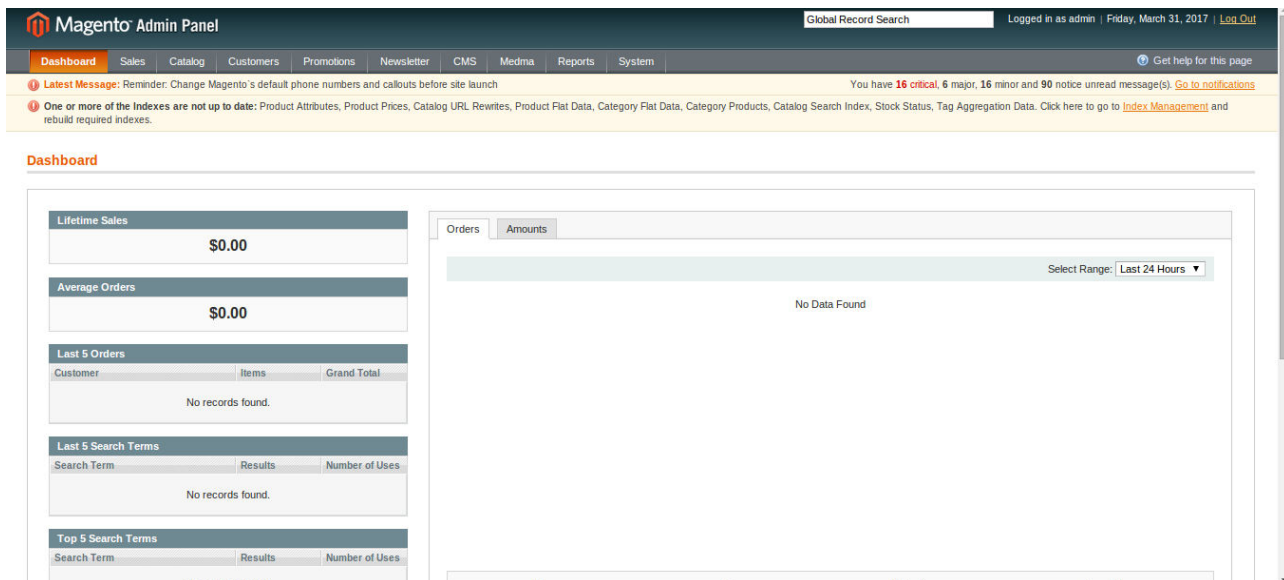
Now In order to Login to your Admin Panel, fill up the required fields on the Welcome Page for a successful Login. Enter your Username and Password and then click on the **Sign In** Button for Admin Sign In. This step will land you directly on the Admin page where you can handle all the functionalities from the Admin side.



The image shows the Magento Admin Panel login interface. On the left, there is a vertical logo for 'Magento'. The main heading is 'Log in to Admin Panel'. Below this, there are two input fields: 'User Name:' and 'Password:'. The 'User Name' field is empty, and the 'Password' field contains several asterisks. Below the 'User Name' field, there is a link that says 'Forgot your password?'. To the right of the 'Password' field, there is an orange 'Login' button. At the bottom of the form, there is a copyright notice: 'Magento is a trademark of Magento Inc. Copyright © 2017 Magento Inc.'

## **Step 3: Admin Panel**

On the Admin Panel, Navigate to **Medma -> Copy/delete Custom Options on Multiple Products** to perform various operations like to copy/delete custom options from any product to a number of products.

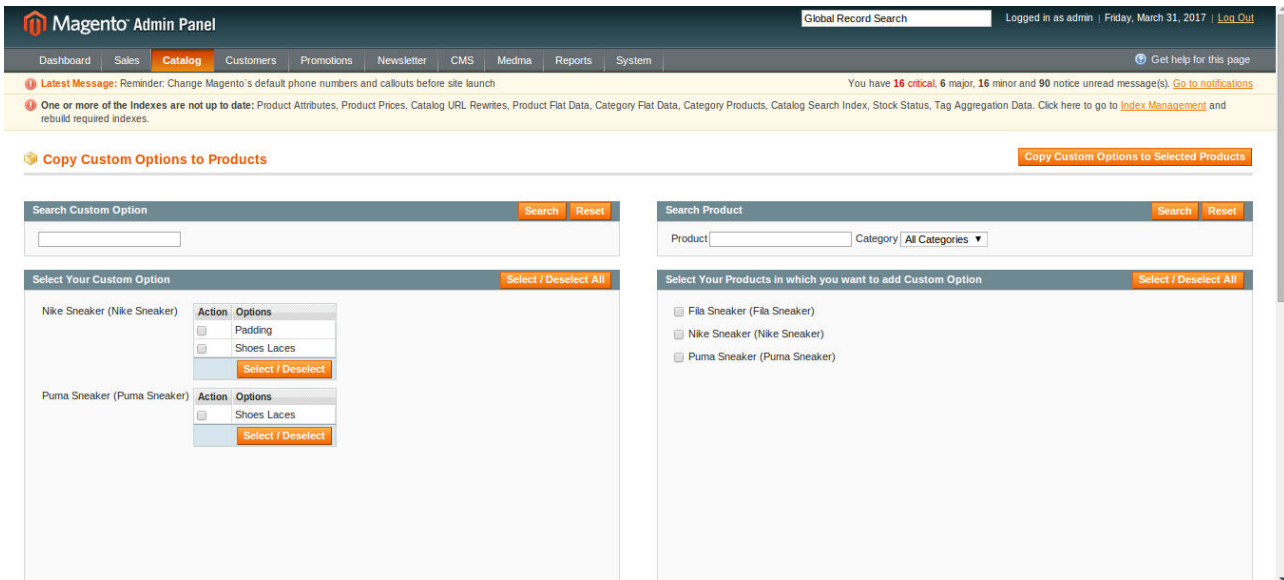


## Step 4: Manage Copy Custom Options

After Navigating from **Medma -> Custom Options -> Copy Custom Options** to Products Select Custom Options From Products from which you want to copy and select via check-box to which product you want to copy custom options. This will copy custom options from any product to a number of products. Copy custom option allows Admin to Copy Custom Options to multiple products on one click.

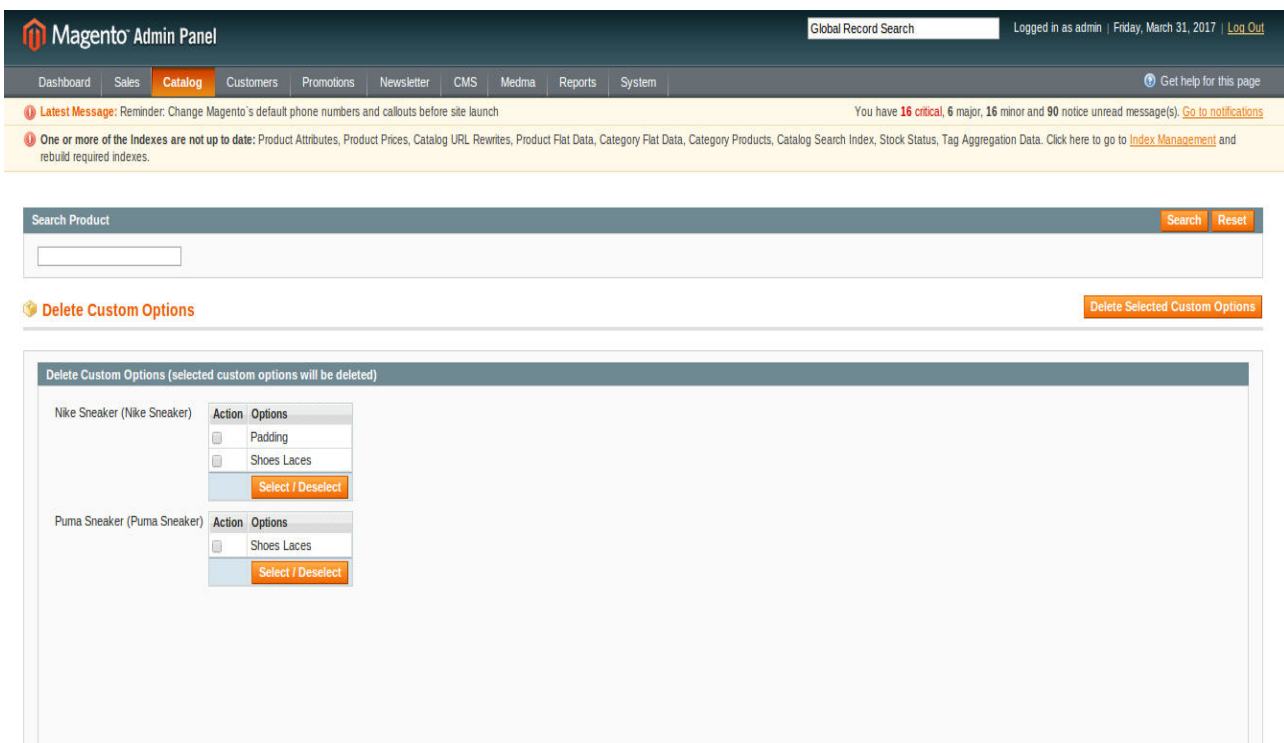
So if you need to add some custom options to a large number of products, you don't need to edit each of them now, just edit one and copy the custom options to other multiple products.

This will copy the custom option to the selected Products.



## Step 5: Manage Delete Custom Options

After Navigating from **Medma -> Custom Options -> Delete Custom Options** from Products Select Custom Options From Products from which you want to delete from the products. This will delete custom options from multiple products just at one click.



## FEATURES:

- No core file changed.
- Copy Custom Options to multiple products on one click.
- Can delete custom options from multiple products at one click.
- Option to Select/Deselect all the listed products.
- Paging is also added.
- User can go to any page with the help of a text-box.

**CONTACT US:**

For any more assistance, please raise your issues at [open ticket](#)